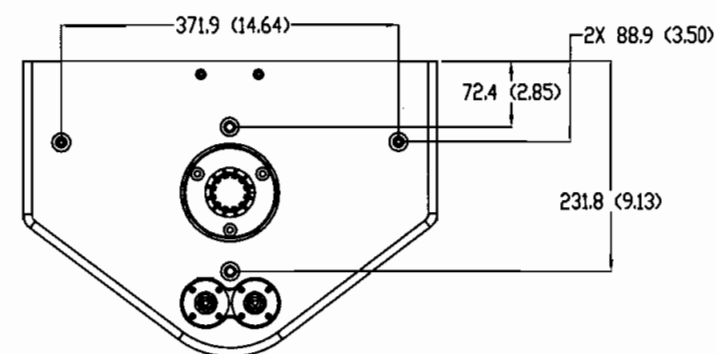
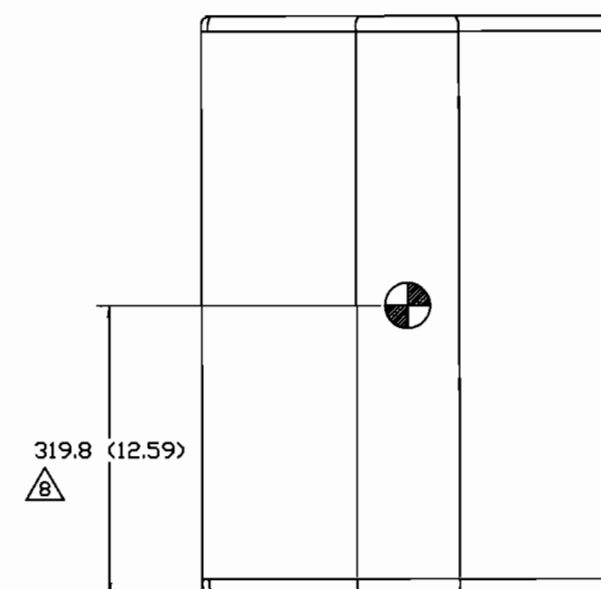
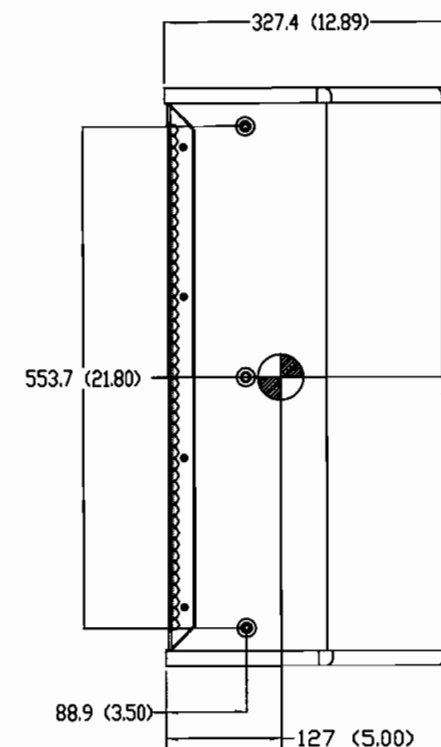
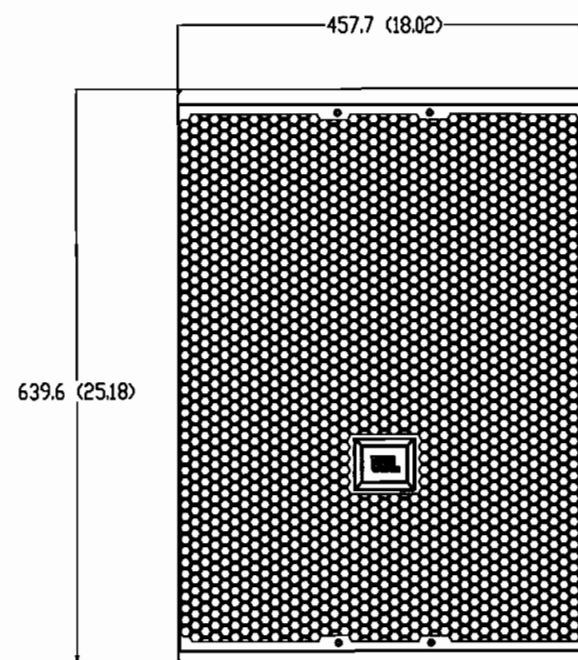
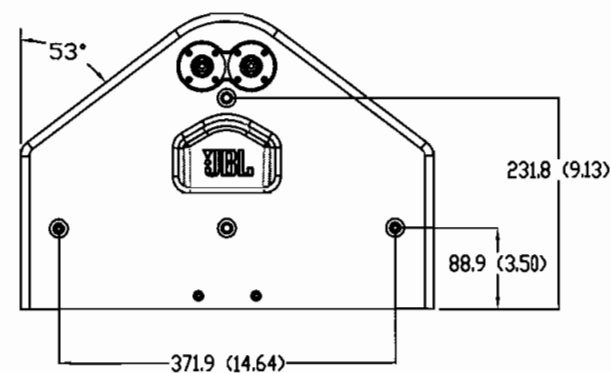


THESE DRAWINGS AND SPECIFICATIONS ARE THE PROPERTY OF HARMAN.
DO NOT DISCLOSE, REPRODUCE OR PUBLISH WITHOUT WRITTEN
HARMAN APPROVAL

REVISIONS					
CHG	LTR	DESCRIPTION	DRFT	CHK	DATE
11823	A	RELEASE FOR MARKETING	YT	3	11/12/13



1. COMPONENTS: LF - 2265HPL, HF - D2430K
90 X 50 PROGRESSIVE TRANSITION WAVEGUIDE
 2. INPUT/OUTPUT CONNECTIONS: 4 X NEUTRIK NL4
OPERATING MODE: BIAMP ONLY.
 3. GRILLE: 14 GA PERFORATED CRS, POWDERCOATED BLACK CLOTH BACKING.
 4. 18MM BIRCH PLYWOOD.
 5. FINISH: BLACK DURAFLEX.
 6. SUSPENSION POINTS: 14 X M10
 7. WEIGHT: 22.9 KG (50.5 LBS)
 8. CENTER OF GRAVITY (CG)
 9. POLE MOUNT DIA: 35MM
 10. DIMENSIONS ARE IN MM (INCHES)
- NOTES: (UNLESS OTHERWISE SPECIFIED)

HARMAN		8500 Balboa Blvd Northridge, CA 91329 US	
TITLE CUSTOMER DWG, VTX-F15			
SIZE D	DRAWING NO. 1000124333		REV A
SCALE: 1:1		SHEET 1 OF 1	